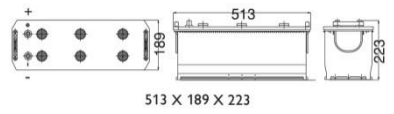
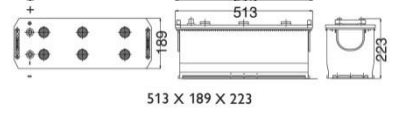
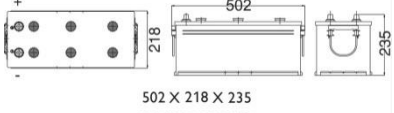
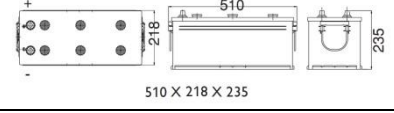
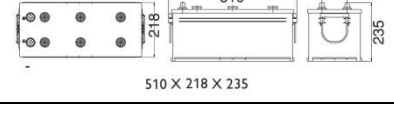
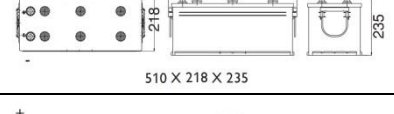
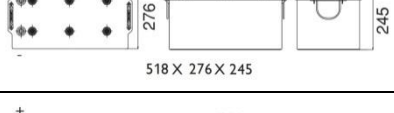
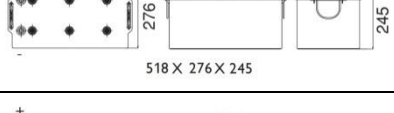
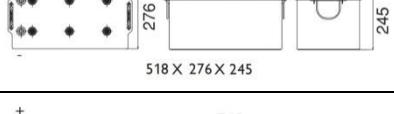
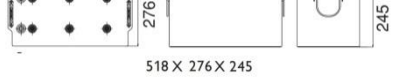


ALIMAS

ENERGY SYSTEMS

A-B-C SERİ / A-B-C SERIES							
CODE	Ah	CCA A(EN)	TERMINAL LAYOUT	HOLD DOWN	BOX	INDICATOR	DIEMENSION (L x W x H)
MF12012D1	120	900	3	B03	12D1	+/-	 513 X 189 X 223
MF13512D1-0	135	950	3	B03	12D1	+/-	 513 X 189 X 223
MF15012D2-0	150	1000	3	B0	12D2	+/-	 502 X 218 X 235
MF165D5-0	165	1100	3	B0	D5	+/-	 510 X 218 X 235
MF180D5-0	180	1150	3	B0	D5	+/-	 510 X 218 X 235
MF190D5-0	190	1200	3	B0	D5	+/-	 510 X 218 X 235
MF200D6	200	1250	3	B0	D6	-	 518 X 276 X 245
MF210D6	210	1300	3	B0	D6	-	 518 X 276 X 245
MF225D6	225	1350	3	B0	D6	-	 518 X 276 X 245
MF240D6	240	1400	3	B0	D6	-	 518 X 276 X 245