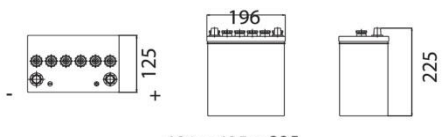
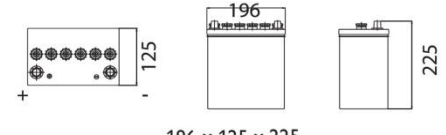
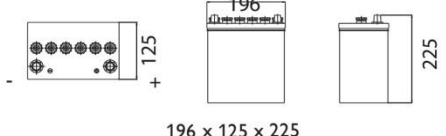
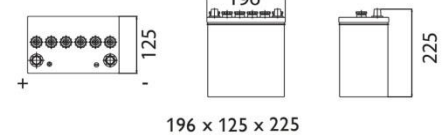
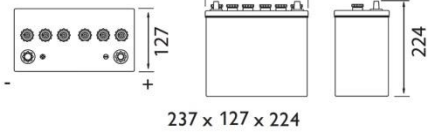
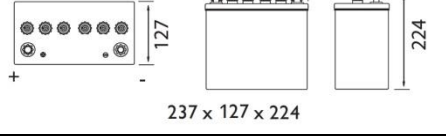

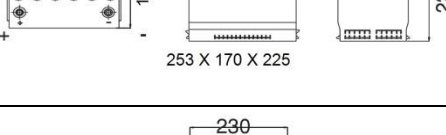
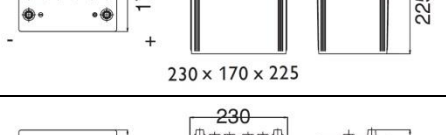
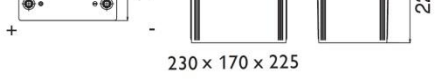


JAPON SERİSİ/JIS SERIES

CODE	Ah	CCA A(EN)	TERMINAL LAYOUT	HOLD DOWN	BOX	INDICATOR	DIEMENSION (L x W x H)
MF35NS40-0	35	320	0	B0	NS40	+	 <p style="text-align: center;">196 x 125 x 225</p>
MF35NS40-1	35	320	1	B0	NS40	+	 <p style="text-align: center;">196 x 125 x 225</p>
MF42NS40-0	42	330	0	B0	NS40	+	 <p style="text-align: center;">196 x 125 x 225</p>
MF42NS40-1	42	330	1	B0	NS40	+	 <p style="text-align: center;">196 x 125 x 225</p>
MF45NS60-0	45	400	0	B0	NS60	+	 <p style="text-align: center;">237 x 127 x 224</p>
MF45NS60-1	45	400	1	B0	NS60	+	 <p style="text-align: center;">237 x 127 x 224</p>
MF50NS50-0	50	450	0	B0	N50	+	 <p style="text-align: center;">253 X 170 X 225</p>
MF50NS50-1	50	450	1	B0	N50	+	 <p style="text-align: center;">253 X 170 X 225</p>
MF55D23-0	55	510	0	B0	D23	+	 <p style="text-align: center;">230 x 170 x 225</p>
MF55D23-1	55	510	1	B0	D23	+	 <p style="text-align: center;">230 x 170 x 225</p>

MF60N50-0	60	540	0	B0	N50	+	<p>253 X 170 X 225</p>
MF60N50-1	60	540	1	B0	N50	+	<p>253 X 170 X 225</p>
MF60D23-0	60	540	0	B0	D23	+	<p>230 x 170 x 225</p>
MF60D23-1	60	540	1	B0	D23	+	<p>230 x 170 x 225</p>
MF55NS60-0	55	510	0	B0	NS60	+	<p>253 X 170 X 225</p>
MF55NS60-1	55	510	1	B0	NS60	+	<p>253 X 170 X 225</p>
MF70N50-0	70	620	0	B0	N50	+	<p>253 X 170 X 225</p>
MF70N50-1	70	620	1	B0	N50	+	<p>253 X 170 X 225</p>
MF70D26-0	70	620	0	B09	D26	+	<p>272 X 175 X 225</p>
MF70D26-1	70	620	1	B09	D26	+	<p>272 X 175 X 225</p>
MF70N70-0	70	620	0	B0	N70	+	<p>305 X 175 X 222</p>

MF70N70-1	70	620	1	B0	N70	+	<p>Technical drawing of MF70N70-1 showing front, top, and side views. Dimensions: 305 X 175 X 222.</p>
MF80N70-0	80	700	0	B0	N70	+	<p>Technical drawing of MF80N70-0 showing front, top, and side views. Dimensions: 305 X 175 X 222.</p>
MF80N70-1	80	700	1	B0	N70	+	<p>Technical drawing of MF80N70-1 showing front, top, and side views. Dimensions: 305 X 175 X 222.</p>
MF90N70-0	90	720	0	B0	N70	+	<p>Technical drawing of MF90N70-0 showing front, top, and side views. Dimensions: 305 X 175 X 222.</p>
MF90N70-1	90	720	1	B0	N70	+	<p>Technical drawing of MF90N70-1 showing front, top, and side views. Dimensions: 305 X 175 X 222.</p>